

MANDARIN STONE



EDITION 12



EDITION 12

At Mandarin Stone, each new season is an opportunity to rethink how we approach the spaces we live in – not by chasing trends, but by embracing individuality and creating interiors that feel personal, considered, and entirely your own.

This lookbook reflects that philosophy.

It is about designing with confidence, selecting materials with intention, and building spaces that will stand the test of time. True style is not defined by what is new or now, but by how a space feels and how it reflects who you are.

This season sees the return of some of our most loved classic marbles – timeless materials that continue to hold their place. Alongside them, stones are reimaged in new formats, offering fresh ways to work with enduring materials in more contemporary and versatile settings.

As always, our aim is to inspire you to create something meaningful, lasting, and unmistakably yours.

Alma

Alma Small FOUNDER



LIFESTYLE

Luxury LIVING

Luxury is found in the quiet details, defined less by statement and more by how a space is experienced. Each room is shaped for living, with a sense of ease and intention. Layered through tone, texture and form, spaces feel both considered and enduring.

OPPOSITE Floor Rojo Alicante & Dark Emperador Honed Marble ABOVE Wall Nero Riven Slate



01.

Wall Nero Riven Slate
& Hoxton Toffee Gloss Porcelain Square
Floor Milan Tumbled Limestone Crazy Paving



Darker TONES

Texture is brought into focus, set against a deeper backdrop that reveals the richness of natural stone. The space feels composed and intentional, designed to be lived in as much as admired.

Soft GEOMETRY

Pattern runs through the space, bringing rhythm and movement, while light and natural materials soften the overall feel. The result is calm, relaxed and quietly structured.



Floor Portman Black & White Matt Porcelain with Border & Corner

02.





03.

Floor Ceppo Alta Sabbia Matt Porcelain



Quiet LAYERS

A soft, tonal base brings a sense of calm and openness. Subtle variation adds depth, while texture sits quietly in the background.

Rich DEPTH

Darker tones and contrasting stone add weight to the space, while layered finishes introduce richness without overwhelm. The result feels composed yet expressive.



Floor Rojo Alicante & Dark Emperador Honed Marble

04.





05.

Floor Portman Pink & Red Matt Porcelain
with Border



Warm WELCOME

A considered interplay of scale and colour creates a welcoming sense of arrival. Layered, warmer tones add depth, while the layout keeps everything feeling composed and intentional.

Settled SPACE

Natural variation in the stone gives the floor a soft, lived-in quality, balanced by a layout that keeps the space open and at ease. The result is calm, grounded and quietly considered.



Floor Lyon & Dijon Tumbled Limestone

06.





CREATIVE STYLE

The Bathroom

Each bathroom is shaped by its own balance of tone and contrast. Some lean into subtle shifts in colour, others on bolder combinations – each exploring how different materials come together to define the space.

OPPOSITE **Wall** Bowie Grey Gloss Ceramic **Floor** Terrazzo White Honed **Fabrication** Rosso Orobico Honed Marble Slab

A soft, tonal palette reveals subtle shifts, with layered stones introducing texture and depth. The overall effect is calm, unified and quietly resolved.



Wall Mortar Sage Matt Porcelain, Crema Luisa, Crema Marfil & Valentina Honed Marble
Floor Mortar Ivory Matt Porcelain




Quiet Variations

Gloss surfaces bring richness and dimension, set against the irregular character of stone underfoot. The interplay feels considered, with a gentle sense of cohesion throughout.



Wall Hoxton Toffee Gloss Porcelain Square & Fitz Claret Honed Marble Slab
Floor Dijon Tumbled Limestone Crazy Paving



Organic Composition

Dark marble anchors the scheme, offset by ribbed detailing and the warmth of a patterned floor. Each element sits in harmony, creating a composed and settled interior.



Wall Dark Emperor Honed Marble & Grafton Honey Beige Gloss Porcelain
Floor Burwood Walnut, Oak & Wenge Matt Porcelain



Grounded *Balance*

A finer tile format introduces subtle structure against the fluid movement of marble. Terrazzo flooring softens the scheme, tying elements together with a light, understated touch.



Wall Bowie Grey & White Gloss Ceramic
Floor Terrazzo White Honed
Fabrication Rosso Orobianco Honed Marble Slab



Delicate Layering

Marble is tempered with pattern, where herringbone adds further gentle detail. A wood effect floor brings balance, lending the space a refined subtle character.



Wall Royale Herringbone Mosaic & Royale Honed Marble
Floor Burwood Wenge Matt Porcelain

Soft Elegance



Caramel gloss walls offset the richness of deep burgundy marble, forming an assured and polished palette. Large-format porcelain in soft sand tones introduce clarity, keeping everything cohesive.



Wall Mortar Sand Matt Porcelain & Grafton Caramel Gloss Porcelain
Floor Rosso Levanto Honed Marble

Defined *Contrast*





CREATIVE STYLE

The Kitchen

Kitchens are shaped by everyday use, balancing performance with clarity of design. Materials are combined with intention, using contrast and variation to create spaces that are both practical and visually resolved.

OPPOSITE Zellige Bordeaux Red Gloss Ceramic

Marble establishes a grounded base, its natural variation bringing movement and depth to the floor. A glazed finish above catches light, drawing the eye upward and adding contrast. Together, the materials feel suitably integrated.



Wall Zellige Bordeaux Red Gloss Ceramic
Floor Rojo Alicante Honed Marble





A structured grid defines the backdrop, with reflective surfaces gently dispersing light. Layered geometry begins to emerge through pattern, adding visual interest without overwhelming the scheme. The composition remains calm, yet quietly dynamic.

Wall Hoxton White Square & White Geo Gloss Porcelain
Countertop Crema Emperador Honed Marble Slab

Clean-lined tiles create an ordered setting, giving the space a strong architectural presence. Veined marble introduces a more expressive note, its natural markings adding depth and variation, breaking up the uniformity. The interplay feels deliberate and considered.



Wall Jude Aqua Gloss Ceramic
Countertop Violetta Honed Marble Slab

A chequerboard layout brings definition and pace, softened by variation within each piece. A calmer wall treatment tempers the arrangement, allowing the scheme to settle naturally. The overall impression is balanced, with a gentle sense of movement.




Wall Zellige Sand Gloss Ceramic
Floor Royale & Violetta Honed Marble
Countertop Fiori Di Bosco Honed Marble Slab



A linear mosaic reinterprets the surface at a finer scale, revealing detail in a more intricate way. The smaller format guides the eye across the wall, creating a steady visual flow. The result is refined and quietly detailed.



Wall Calacatta Amber Honed Marble Iggy Maxi Mosaic
Countertop/Shelf Calacatta Amber Honed Marble Slab



MAKE IT YOURS

Building PALETTES

A palette often begins with instinct – a colour, a surface, a material that feels right. From there, it evolves, layered and refined.

These palettes offer different starting points, showing how tone, texture and contrast can come together to create something personal.

Soft Tide

A restrained palette of soft neutrals and gentle contrast. Textured ceramics introduce rhythm, while stone and wood bring warmth and depth. Cooler greys provide balance, creating a quiet, composed sense of ease.



Wall Grafton Light Grey Gloss Porcelain
Countertop Selene Honed Marble Slab

OPPOSITE

1. Jude Azul Gloss Ceramic Pencil
2. Kobi Duck Egg Blue Satin Porcelain
3. Crema Marfil Honed Marble
4. Rosso Tumbled Marble
5. Burwood Walnut Matt Wood Effect Porcelain
6. Ceppo Alta Bianco Matt Terrazzo Effect Porcelain
7. Bowie Grey Gloss Ceramic
8. Brixton White Gloss Porcelain
9. Pastella Sage Matt Porcelain
10. Kew Cream Fan Gloss Ceramic
11. Ceppo Sicilia Honed Marble



Spiced Earth

A rich blend of sunbaked hues with subtle tonal shifts. Gloss and matt finishes sit side by side, adding nuance and visual interest. Layered materials create a setting that feels grounded and welcoming.



Wall Hoxton Toffee Geo Gloss Porcelain

OPPOSITE

1. Arabescato Gold Honed Marble
2. Grafton Caramel Gloss Porcelain
3. Rosso Tumbled Marble
4. Hoxton Toffee Geo Gloss Porcelain
5. Grafton Honey Beige Gloss Porcelain
6. Vita Ochre Matt Terrazzo Effect Porcelain
7. Burwood Oak Matt Wood Effect Porcelain
8. Violetta Honed Marble
9. Royale Honed Marble
10. Dijon Blend Tumbled Limestone



Forest Floor

A natural palette drawn from soft, mossy greens and muted earthy tones. Subtle variation across each surface creates a quiet sense of rhythm, while tactile finishes enhance connection. The space feels organic, calm, and restorative.



Wall Hoxton Aqua Gloss Porcelain Square, Fitz Black Honed Marble Rustic Cut Mosaic & Fitz Black Honed Marble Pencil

Floor Fitz Black Honed Marble Rustic Cut Mosaic

OPPOSITE

1. Grafton Moss Green Gloss Porcelain
2. Mizu Green Decor Gloss Ceramic
3. Rosso Levanto Polished Marble
4. Hoxton Aqua Gloss Porcelain
5. Calacatta Viola Honed Marble Fluted Decor
6. Fitz Green Honed Marble
7. Verde Tumbled Marble
8. Verdi Alpi Tumbled Marble
9. Pastella Purple Matt Porcelain
10. Loki Mint Gloss Ceramic



Burnt Claret

A bold, expressive palette shaped by deep, saturated colour. Light moves across varied surfaces, giving a sense of flow and intensity. The overall effect is immersive, with a refined, atmospheric quality.



Wall Grafton Cherry Gloss Porcelain
Countertop Rosalina Honed Marble Slab

OPPOSITE

1. Hoxton Toffee Gloss Porcelain Square
2. Portman Red Matt Porcelain
3. Zellige Sand Gloss Ceramic
4. Bowie Red Gloss Ceramic
5. Hoxton Purple Gloss Porcelain
6. Fitz Claret Honed Marble
7. Salome Polished Marble
8. Rojo Alicante Honed Marble
9. Grafton Cherry Gloss Porcelain
10. Dark Emperador Honed Marble



PALETTE INSPIRATION

Ink Wash


A refined palette centred on inky blues and cool mineral shades. Linear detailing brings clarity, while subtle changes in finish add quiet interest. The overall impression is precise, modern and self-assured.



Wall Bowie Blue Gloss Ceramic
Countertop Rosalina Honed Marble Slab

OPPOSITE

1. Nero Marquina Tumbled Marble
2. Opera Vintage Blue Satin Porcelain
3. Zen Blue Decor Gloss Porcelain
4. Kew Blue Fan Gloss Ceramic
5. Bowie Blue Gloss Ceramic
6. Hoxton Ocean Gloss Porcelain
7. Pastella Lavender Matt Porcelain
8. Talia Vega Matt Ceramic
9. Hoxton Teal Geo Gloss Porcelain



Artful Expression

A confident palette that brings together colour, pattern and form. Changes in scale and graphic elements introduce energy, while tonal balance keeps the composition resolved. The result is distinctive and full of personality.



Wall Portman Pink Matt Porcelain
Floor Portman Black & White Matt Porcelain Mosaic

OPPOSITE

1. Terrazzo Black Honed
2. Portman Black & White Matt Porcelain Mosaic
3. Capri Sunset Honed Marble
4. Valentina Honed Marble Pencil
5. Pastella Purple Matt Porcelain
6. Tundra Honed Marble
7. Maison Octavia Matt Porcelain
8. Violetta Honed Marble
9. Brixton Barley Gloss Porcelain





PERFECT PAIRINGS

Match *Made*

Materials rarely work alone. When paired, they create contrast, balance and focus – each surface sharpening the presence of the next. These combinations show how differences in colour, texture and finish can come together to form spaces that feel considered and complete.

OPPOSITE Royale & Fitz Verde Honed Marble Iggy Maxi Mosaic



Wall Grafton Indigo Gloss Porcelain Floor Rosso Levanto Honed Marble Fabrication Rosso Levanto Honed Marble Slab





Wall & Floor Royale & Fitz Verde Honed Marble Iggy Maxi Mosaic





Wall Ceppo Alta Bianco Decor Matt Porcelain Floor Ceppo Alta Bianco Matt Porcelain






Wall Hoxton Bottle Green Geo & Crema Marfil Honed Marble Floor Crema Marfil Honed Marble & Hoxton Bottle Green Square





Wall Bowie Red Gloss Ceramic & Violetta Honed Marble Floor & Architrave Violetta Honed Marble





MY #MANDARINSTONE

Your PROJECTS

A fresh perspective on our materials in action.
Exploring how tone, texture and layout choices come
together to create inspired spaces in real homes.

OPPOSITE Dijon Blend Tumbled Outdoor Limestone Cobble
Architect @studio.elephant.architects Photographer @snookphotograph

Marble in rhythm

A chequerboard of tumbled marble is the hero in this kitchen, its softened finish easing contrast and introducing movement. Surrounded by warm tones, the space feels settled, familiar and lived-in.

Design @banjo.beale
Photographer @shelley_richmond_



Floor Rosso Di Scacchi Tumbled Marble





Light and open

Marble flows through the hallway, its surface reflecting the light, gently extending the sense of space. In the kitchen, wood-effect parquet brings warmth and pattern, creating a softer transition between the two areas.

Design @sixty3london

Floor Jakob Lime Parquet Porcelain, Porcini & White Emperador Honed Marble

A sense of scale

Large-format porcelain extends across the floor, reinforcing the proportions of the room while subtle tonal variation adds depth. With a restrained palette, the focus shifts to volume, balance and the composition of the space.

Design @thebarndiary_
Architect @coandcoarchitects



Floor Detroit Light Grey Matt Porcelain





Floor Kast Sand Porcelain

Made for living

Continuous flooring runs throughout, creating a durable and consistent base for an open-plan space. Paired with warm tones and generous work surfaces, the kitchen is designed to be used – bringing together function and a clear sense of order.

Design @sustainablekitchens
Photographer @thepropertyphotographer





Floor Cotto Ash & Earth Outdoor Porcelain

MY #MANDARINSTONE

Garden outlook

A chequerboard of outdoor porcelain defines the area with a clear sense of structure. Set within the garden, it takes on a more relaxed, social character.

Design @lucyalicehome



AT A GLANCE

Surface SPOTLIGHT

A curated edit of surfaces and material effects, brought together to explore tone, texture and variation. Each one offers a different starting point, shaping the mood of a space in its own way.

OPPOSITE Royale Honed Marble Hexagon Mosaic ABOVE Fossil Brown Tumbled Outdoor Sandstone Cobble



EFFECT

Wood

Wood-effect finishes carry the warmth of timber, where tone and grain add depth and visual interest across the space.

Burwood Oak is used here to create a calm, pared-back bathroom, its soft matt finish giving a natural, understated quality.



ABOVE & OPPOSITE
Burwood Oak Matt Wood Effect Porcelain



EFFECT

Wood *Highlights*



Argento Maple
Porcelain



Skandi White
Porcelain



Jakob Walnut
Porcelain




Rowan Honey
Porcelain




Burwood Wenge
Porcelain



Riga Honey Slat Decor
Ceramic



Wildwood Dark
Porcelain



Wildwood Medium Chevron
Porcelain



Jakob Lime Parquet
Porcelain

View the full range at
mandarinstone.com

OPPOSITE Wildwood Medium Decor Matt Wood Effect Porcelain



FORMAT

Mosaic

Mosaics add a finer layer of detail to a surface, altering how material is perceived within a space.

In the Iggy Maxi format, Calacatta Viola is presented in elongated pieces, its white base and rich plum veining creating a directional pattern that feels expressive, yet controlled.



ABOVE Calacatta Amber Honed Marble Iggy Maxi Mosaic & Honed Slab

OPPOSITE Calacatta Viola Honed Marble Iggy Maxi Mosaic & Rosalina Honed Marble Slab



FORMAT

Mosaic *Highlights*




Verdi Marl Herringbone
Honed Marble



Royale Hexagon
Honed Marble



Briquette Green
Ceramic




Iggy Pink
Porcelain




Fitz Claret Rustic Cut
Honed Marble



Alsace Scallop
Honed Marble



Fitz Verde Iggy Maxi
Honed Marble



Carrara Basketweave
Honed Marble Mosaic



Portman Black & White
Porcelain

View the full range at
mandarinstone.com

OPPOSITE Fitz Black Honed Marble Iggy Maxi Mosaic & Nero Riven Slate Slab



SPACE

Outdoor

Material choice plays a key role in defining an outdoor setting, influencing both its character and how it's used over time.

Fossil Buff tumbled sandstone cobble is laid in a double half-bond format, its softened edges and tonal variation giving it an easy, lived-in look.



ABOVE Trulli Sand Matt Stone Effect Outdoor Porcelain
OPPOSITE Fossil Buff Tumbled Outdoor Sandstone Cobble




SPACE

Outdoor Highlights

View the full range at mandarinstone.com



Mandalay Buff River Limestone



Fossil Brown Cobble Sandstone




Jura Nouveau Beige Porcelain



Cotto Earth Decor Porcelain



Casa Grande Decor 3 Porcelain



Dijon Blend Cobble Limestone



Vita Ochre Porcelain



Lulworth Buff Porcelain



Nero River Slate

OPPOSITE Loxley Grey Matt Stone Effect Outdoor Porcelain



FINISH

Gloss

Gloss brings reflection and depth, allowing light to move and shift with changing conditions.

In both Hoxton and Grafton, tonal variation and texture give each piece a slightly different appearance, resulting in a finish that feels more dynamic and ever-changing.



ABOVE Grafton White Gloss Porcelain

OPPOSITE Hoxton Bottle Green Gloss Porcelain Square



FINISH

Gloss *Highlights*



Jude Apricot
Ceramic



Aura Amber
Porcelain



Hoxton Tuscan Pink
Porcelain



Hoxton Ivory Geo
Porcelain



Bowie White
Ceramic



Mizu Green Decor
Ceramic



Brixton Mint
Porcelain



Zen Natural
Porcelain



Zellige Sky
Ceramic

View the full range at
mandarinstone.com

OPPOSITE Nola Claret Gloss Ceramic



MATERIAL

Marble

Marble introduces contrast and variation, with natural veining lending each piece its own distinct identity.

Fitz Black and White Emperador are arranged in a chequerboard layout, forming a crisp, graphic pattern softened by the organic veining of the stone.



ABOVE Fitz White Honed Marble Iggy Maxi Mosaic
OPPOSITE Fitz Black & White Emperador Honed Marble




MATERIAL

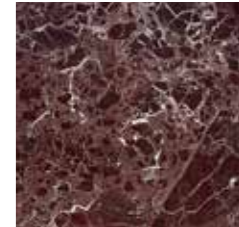
Marble *Highlights*



Rojo Alicante
Honed Marble



Royale
Honed Marble



Rosso Levanto
Honed Marble




Nero Marquina
Honed Marble




Ceppo Sicilia
Honed Marble



Crema Marfil
Honed Marble



Violetta
Honed Marble



Crema Luisa
Honed Marble



Dark Emperor
Honed Marble

View the full range at
mandarinstone.com

OPPOSITE Cream Luisa Honed Marble & Dark Emperor Honed Marble



GO BESPOKE

Make it *yours*

At Mandarin Stone, our collections are just the starting point.

Beyond them sits a broader world of materials, sizes and finishes, sourced through our global network – offering greater scope for tailored, individual solutions.

We also hold a selection of large-format stone and porcelain slabs in our own warehouse, ready to be crafted by our in-house fabrication team into bespoke pieces – from vanity tops and stair treads to pool surrounds.

Bringing together sourcing, stock and specialist craftsmanship, this integrated approach allows each project to be shaped with greater freedom, precision and intent.



Countertop Fiori Di Bosco Honed Marble Slab
Marble Vanity Rojo Alicante Honed Marble

DISCOVER

Showrooms

Our 17 inspirational showrooms offer a combination of lifestyle and gallery displays coupled with expert guidance from our knowledgeable teams.

Bath 01225 460 033
15–16 Broad Street
Bath BA1 5LJ
bath@mandarinstone.com

Bristol 0117 9731 552
15 Regent Street, Clifton
Bristol BS8 4HW
bristol@mandarinstone.com

Cambridge 01223 846 787
49–51 High Street, Trumpington
Cambridge CB2 9HZ
cambridge@mandarinstone.com

Cardiff 029 2049 0408
Unit 1, The Design Quarter
Colchester Avenue
Cardiff CF23 9XE
cardiff@mandarinstone.com

Cheltenham 01242 530 500
16–17 Montpellier Arcade
Montpellier Street
Cheltenham GL50 1SU
cheltenham@mandarinstone.com

Exeter 01392 824 180
3 The Newton Centre, Thorverton Road
Matford Park, Marsh Barton
Exeter EX2 8GN
exeter@mandarinstone.com

Fulham Road 020 3475 9920
255 Fulham Road
London SW3 6HY
fulhamroad@mandarinstone.com

Harpenden 01582 280 838
13 Church Green
Harpenden AL5 2TW
harpenden@mandarinstone.com

Harrogate 01423 226 655
12 West Park
Harrogate HG1 1BL
harrogate@mandarinstone.com

Marlow 01628 485 015
47 West Street
Marlow SL7 2LS
marlow@mandarinstone.com

Monmouth 01600 710 681
Unit 1, Wonastow Road Industrial Estate East
Monmouth NP25 5JB
monmouth@mandarinstone.com

Petersfield 01730 352 129
7a The Square
Petersfield, GU32 3HJ
petersfield@mandarinstone.com

Primrose Hill 020 3475 8805
71–73 Gloucester Avenue,
Primrose Hill
London NW1 8LD
primrosehill@mandarinstone.com

Shoreditch 020 4617 7799
43–47 Rivington Street, Shoreditch
London EC2A 3QB
shoreditch@mandarinstone.com

Tunbridge Wells 01892 808 086
36 High Street
Tunbridge Wells TN1 1XF
tunbridgewells@mandarinstone.com

Weybridge 01932 849 642
84–86 Church Street
Weybridge KT13 8DL
weybridge@mandarinstone.com

Wilmslow 01625 531 343
67–69 Water Lane
Wilmslow SK9 5BQ
wilmslow@mandarinstone.com

Head Office Monmouth 01600 715 444
Unit 1, Wonastow Road Industrial Estate East
Monmouth NP25 5JB
info@mandarinstone.com

© Mandarin Stone April 2026 Our Lookbook is printed on sustainably sourced and carbon balanced FSC-certified paper. We use 100% alcohol (VOC) free ink, on a low energy 'LED' drying press. **Inside pages** Please recycle **Cover** Check local recycling.

SHOP ONLINE

mandarinstone.com

*Expert advice
Fast delivery
High stock
Free samples
Competitive prices*



